



**ARIENS®**



2026

**ARIENS ZERO-TURN MOWER 2026 EN-INT**

Valid from 01.10.2025, V1 [www.ariens.eu](http://www.ariens.eu)





20

### SUMMIT PRO SERIES

All our experience in one machine for daily, professional and municipal use. Maximum performance, durability and comfort. You can rely on it. Every day.



26

### ZENITH E SERIES

Installing batteries in a mower is one thing. Achieving the performance, durability and reliability of a proven professional petrol model is another. Our models with the FusionCore replaceable battery system meet this demand. Try it out for yourself!



30

### ZENITH SERIES

Do you have a lot of mowing to do? Then you need a reliable machine that prioritises driving comfort. This machine combines professional components with optimum seating comfort and spring-loaded wheel forks.



34

### APEX SERIES

Made for service providers who mow frequently. Top components in the engine, drive and cutter deck combined with an excellent price-performance ratio.



38

### IKON SERIES

The IKON is designed for gardens of all sizes. It impresses private users and caretaker services alike with its comfort, cutting finish and quality.



42

### EDGE SERIES

Enjoy the benefits of a zero-turn mower in your garden. Mow more manoeuvrably and comfortably than with any lawn tractor and have fun doing it. Made for small to medium-sized gardens with narrow passages.



48

### ARROW SERIES ARROW E

'Stand-on' mowers are all the rage. They are comfortable and fast, yet particularly compact, agile and space-saving. Your back and muscles will thank you for the upright working position.



## CONTENTS

WELCOME TO ARIENSCO	4
WHY CHOOSE A ZERO-TURN?	6
ARIENS FUSIONCORE	12
ZERO-TURN OVERVIEW	16
<b>ZERO-TURN MOWERS</b>	18
SUMMIT PRO SERIE	20
ZENITH E SERIES	26
ZENITH SERIES	30
APEX SERIES	34
IKON SERIES	38
EDGE SERIES	42
<b>STAND-ON ZERO-TURN MOWERS</b>	46
ARROW E SERIES	48
ARROW SERIES	52
<b>ACCESSORIES</b>	
COMPATIBILITY	56
ZENITH E	58
ZERO-TURNS	60
<b>SPECIFICATIONS</b>	
ZENITH E SERIES	62
ARROW E SERIES	63
SUMMIT PRO SERIES	64
ZENITH SERIES	64
ARROW SERIES	65
APEX SERIES	66
IKON SERIES	67
EDGE SERIES	67



# TWO STRONG BRANDS UNDER ONE ROOF

More information about AriensCo at [www.ariensco.com](http://www.ariensco.com)

## MARKET LEADER IN BRUSHCUTTERS

At our production site in Bühlertann, Germany, we develop and produce specialised solutions for garden and landscape maintenance under the AS-Motor brand. Our machines are made for extreme requirements – especially for cutting high grass on steep slopes or in rough terrain. An AS-Motor brushcutter could be the solution to your mowing problem.

Further information at  
[www.as-motor.com](http://www.as-motor.com)



AriensCo is a family-run multi-brand company in its 5th generation. AriensCo offers an extensive product range with its two product brands AS-Motor and Ariens, from walk-behind mowers to zero-turn mowers and remote-controlled high grass mowers.

## PROFESSIONAL IN LAWN CARE AND WINTER MAINTENANCE

Our Ariens brand products are manufactured at our production site in Brillion, Wisconsin. As one of the leading brands in this segment, Ariens offers professionals and private customers the best solution and the widest range in the area of lawn care and snow clearing. The brand's portfolio includes zero-turn mowers and two-stage snow blowers in particular.

Further information at  
[www.ariens.eu](http://www.ariens.eu)



**AS**  
MOTOR

  
**ARIENS**





# WHY CHOOSE A ZERO-TURN MOWER?

In recent years, the typical lawn tractor with a steering wheel has been replaced by the zero-turn mower, especially in the USA – in private gardens as well as among professional users. For some years now, this trend has also been reflected in Europe. More and more users are becoming aware of the many advantages of a zero-turn mower.



# ADVANTAGES OF A ZERO-TURN



## MOW FASTER

- Turn on the spot
- Seamless continuation from the last cutting pass
- Precise driving around obstacles
- Effective mowing saves time and fuel



## MORE COMFORT

- Greater legroom
- Comfortable, adjustable seats
- Smooth operating features



## LONG LIFE

- High quality steel frames and cutter decks
- Robust hydrostatic transmissions
- Premium quality engines



## ENJOYABLE

- Mowing fun – through the combination of speed, manoeuvrability and comfort
- Gain more time for other activities
- No cuttings to dispose of

## HOW MUCH FASTER IS A ZERO-TURN MOWER COMPARED TO A LAWN TRACTOR?

PRACTICAL TRIAL	SELF-PROPELLED WALK-BEHIND LAWN MOWER, 55CM SIDE DISCHARGE	LAWN TRACTOR, 106 CM SIDE DISCHARGE	ZERO-TURN, 106 CM SIDE DISCHARGE
Mowing time (minutes)	201	90	55
Additional rework time (minutes)	0	20	15

Practical example with side discharge mowers from [www.todaysmower.com](http://www.todaysmower.com)  
(estimated 4,000m<sup>2</sup>, flat terrain, ornamental lawn, 40 trees, some additional obstacles)

The zero-turn mower with the same cutting width is **40% FASTER** than a lawn tractor

## WHY IS A ZERO-TURN SO FAST?

### More time for other things.

In contrast to classic lawn tractors with a steering wheel, zero-turn mowers are driven by two independent wheel motors driving each of the rear wheels. Each wheel is individually controlled with one of two steering levers.

### The drive wheels can thus move in the same or different directions.

In practice, this means that you can turn on the spot in one single manoeuvre, unlike a lawn tractor that requires a large turning circle or manoeuvring backwards and forwards. This also means there is less uncut grass in the turning area and obstacles can easily be navigated.

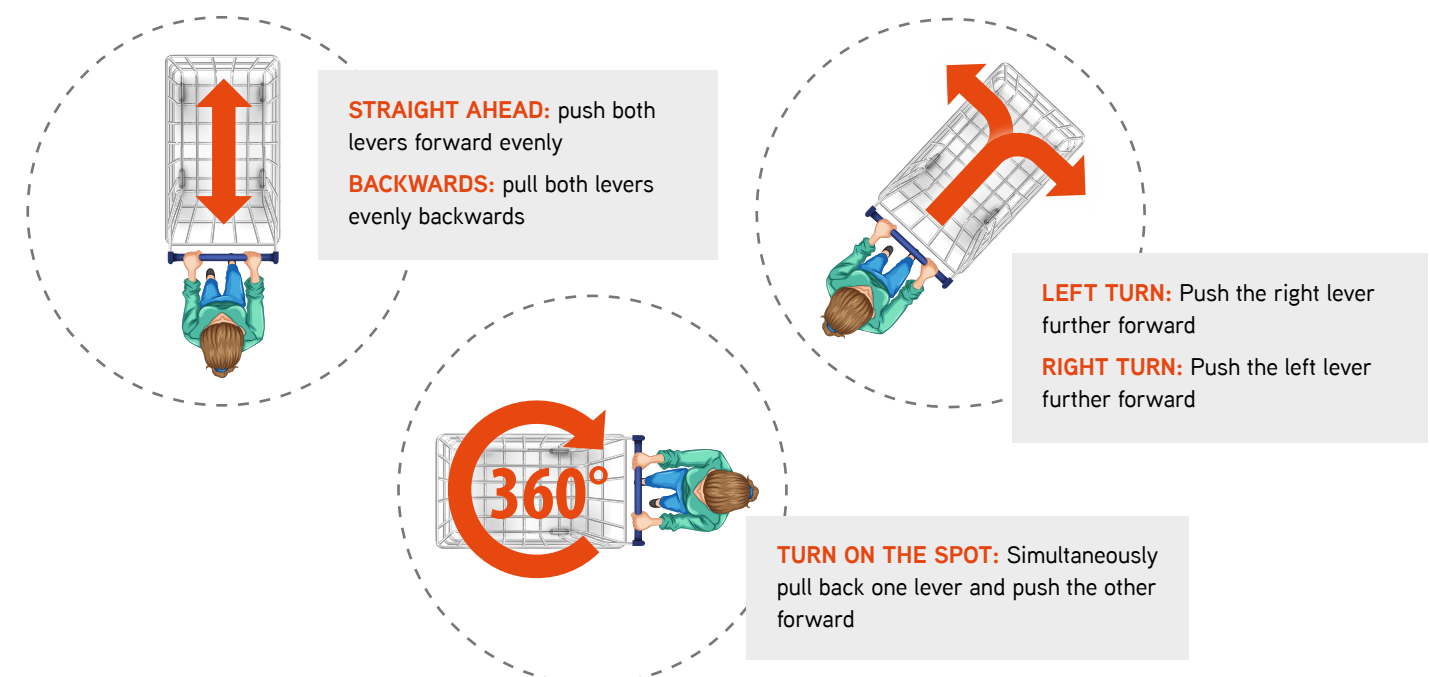
### Its precision significantly reduces annoying "cleaning out" at the end.

Due to their low centre of gravity and 'high-volume' cutter decks, zero-turn mowers achieve higher mowing speeds than lawn tractors. For users who have switched to a zero-turn, the conventional lawn tractor with a steering wheel has had its day.

## CAN ANYONE DRIVE A ZERO-TURN?

### Zero-turn driving is very easy.

In the beginning, it just needs a little practice. **The shopping trolley comparison is the easiest way to understand.** Depending on the manoeuvre, move the levers as follows:





## BEAUTIFUL LAWNS WITHOUT COLLECTING

**Ariens zero-turn mowers all mow without a collection bag.** There is a simple but good reason for this. With a collection bag, the biggest advantage of a zero-turn mower is nullified – its speed. However, a bag is not necessary to keep lawns looking good. Depending on the area, you can choose between side discharge, side discharge with mulch kit or rear discharge. A clean cut is always the result.

## WHICH CUTTER DECK IS RIGHT FOR ME?

All Ariens zero-turn mowers are available with side discharge cutter decks in which can be fitted an optional mulching kit. For the ZENITH E, ZENITH, APEX and ARROW E models, rear discharge cutter decks without a mulching kit option are also available.

### SIDE DISCHARGE:

**A side discharge cutter deck gives you flexibility as an optional mulching kit can be fitted.**

- Very strong airflow cuts even fine grass and well-trodden lawns perfectly
- Distributes the clippings over a large area
- Very good visual result
- Copes very well with overgrown lawns without clogging up
- Enables highest mowing speed
- Cuttings are ejected to the side




- A mulching kit can be fitted to all side discharge cutter decks. This then closes the side discharge and the deflector can be removed



### REAR DISCHARGE:

**A rear discharge cutter deck is a robust deck for every day use.**

- Strong airflow cuts even thin and well-trodden lawns
- Distributes clippings the full width of the cutter deck
- Very good visual result with fine to medium grass thickness
- Copes well with overgrown lawns without clogging up
- Allows high to highest mowing speed
- All-round edge protection of the cutter deck
- Obstacles can be mowed close to the edge on both sides



### MULCH KIT:

**A mulching kit provides a very even cutting pattern on low to medium height turf.**

**It can be optionally fitted to all side discharge cutter decks.**

- With a built-in mulching kit, clippings are kept in the cutter deck longer
- The special mulching blades (included in the mulching kit) have two cutting edges at different heights
- The clippings are chopped finer and evenly distributed into the lawn, over the full width of the cutter deck
- A visually appealing cutting pattern is created
- Obstacles can then be mown close to the edge on both sides



### ADVANTAGES OF MULCHING:

- Clippings disappear almost invisibly into the lawn
- Protects the lawn from drying out
- Keeps moisture and fertiliser in the lawn
- Reduces the need for fertiliser by 30%



# PROFESSIONAL BATTERY ZERO-TURN MOWER

**AS POWERFUL AS A PETROL ENGINE BUT  
QUIETER AND WITH LESS EMISSIONS**

The ZENITH E and ARROW E are fully professional, battery-powered zero-turn mowers designed specifically for professional users. Their power comes from the Ariens FusionCore swappable battery system, which gives you the capability to mow all day\*. When batteries run out, just swap them in seconds and continue working. The Ariens FusionCore battery system is currently the only commercial system on the market with swappable batteries.

For the professional user, working in urban, populated areas brings special requirements that are now difficult to manage with conventional combustion machines. Customer sensitivity to excessive noise and carbon emissions can limit the use of petrol or diesel engine mowers near schools, offices, hospitals and inner city parks.

Ariens FusionCore mowers are one of the first fully professional, battery-powered zero-turn mowers that overcome these issues without compromising on performance or productivity. Based on the best-selling ZENITH platform, the ZENITH E offers the same outstanding features, but with the most advanced battery technology, making it the industry leader in interchangeable battery zero-turn mowers for four years now.

\* Depending upon operational hours, operator usage and cutting conditions

## FUSIONCORE

The FusionCore system is a proprietary development by Ariens. It offers above-average performance in all components – in the wheel drive, in the blade motors and in the cutting quality.

## QUICKSWAP

The only commercial swappable battery system on the market allows you to mow non-stop. It allows unrivalled flexibility and compatibility between the Ariens ZENITH E, ARROW E and the new highgrass-mower AS 920 E-Sherpa 2WD from AS-Motor.

**AS  
MOTOR**

More information:  
[www.as-motor.com](http://www.as-motor.com)



Maximum range with one battery charge:\*  
Six football pitches in 4.5 hours. (ZENITH E, 52" side discharge, ECO mode)

\* Range varies depending on cutter deck, driving lever position, obstacles, temperature and clippings.



The ZENITH E is more economical in operation and maintenance compared to the combustion model ZENITH, even with less than 100 hours of use per year.

More information:  
[www.ariens.eu](http://www.ariens.eu)



Even after 1000 full charge cycles, the Fusion-Core battery remains powerful. We offer a voluntary manufacturer's warranty of 3 years on the battery packs.



# FUSIONCORE™ TECHNOLOGY

Having decided to develop professional battery zero-turn mowers, Ariens had very clear objectives from the beginning:

- Same cutting quality as a petrol model
- Smooth and powerful drive similar to hydrostatic transmissions
- Same service life and warranty as a combustion engine model

The combination of components is what sets FusionCore apart from other systems on the market. The FusionCore system is exclusive to Ariens machines.

## BATTERY CAPACITY:

Four individual battery packs at 4 kWh = 16 kWh.

**3** YEAR  
BATTERY  
WARRANTY



**AS**  
MOTOR



**QUICK SWAP**  
INTERCHANGEABLE POWER SYSTEM

## INTERCHANGEABLE BATTERIES

Change depleted batteries in seconds. Mow with only two batteries and drive with one. Batteries are compatible between the ZENITH E, the ARROW E and the new highgrass-mower AS 920 E-Sherpa 2WD from AS-Motor.

## CHARGING SYSTEM:

Standard or fast charging options. On-board in the machine or externally, in the mobile charging station.

**Charging time 0-100%:**


**Normal:** 12 hours

**Fast:** 5.3 hours



## ELECTRIC WHEEL DRIVE:

Transaxles are driven by 5 kW brushless motors coupled with a planetary gearbox that increases torque.



POWERED BY  
**FUSIONCORE**



## ELECTRIC SPINDLE MOTORS:

Three high-performance brushless motors. Motor protection through slipping clutch. Replaceable shaft and lower bearing. Maximum power 3.5 kW per blade. Sufficient power to even mow overgrown and dense lawn.

## LED DISPLAY:

Colour LED display for information, diagnosis and service. Two USB charging sockets.





# ZERO-TURNS EXPERIENCE MAKES THE DIFFERENCE

Since 2005, zero-turn mowers have conquered the lawn tractor market in the USA. Currently, this trend is also repeating itself in Europe. Ariens is one of the largest zero-turn manufacturers on the market. Hundreds of thousands of customers around the world trust our quality. Take advantage of our experience. You are guaranteed to find the right model for you.



**NEW!**

## SUMMIT PRO

Page 20

### USER: PROFESSIONAL

The ARIENS SUMMIT PRO series is Ariens' most successful fleet machine. Professional service providers worldwide rely on the reliability of the ARIENS SUMMIT PRO series. Mowing performances of 500 to 1,000 hours per season are not uncommon. No matter which model you choose, every ARIENS SUMMIT PRO will make a mark on your fleet and your entire team will not want to be without it. Guaranteed!

#### SUMMIT PRO 500:

**5 YEAR** NO HOUR LIMIT  
OR 1500 HOURS WARRANTY\*  
FOR FIRST TWO YEARS

#### SUMMIT PRO 300:

**5 YEAR** NO HOUR LIMIT  
OR 1250 HOURS WARRANTY\*  
FOR FIRST TWO YEARS



## ZENITH E

Page 26

### USER: PROFESSIONAL

The ZENITH E is a professional battery zero-turn mower for daily use. Its four high-capacity interchangeable batteries provide full power and long range and can be changed in seconds when needed. Choose from nine cutter deck configurations to suit you.

**5 YEAR** NO HOUR LIMIT  
OR 1500 HOURS WARRANTY\*  
FOR FIRST TWO YEARS



## ZENITH

Page 30

### USER: PROFESSIONAL

The ZENITH has been the flagship of Ariens for years. All our experience has gone into it. Strong and durable, equipped with premium components and unparalleled suspension comfort. It offers everything the professional user needs.

**4 YEAR** NO HOUR LIMIT  
OR 750 HOURS WARRANTY\*  
FOR FIRST TWO YEARS



## APEX

Page 34

### USER: PROFESSIONAL

Service providers and private users with large grounds rely on its high performance, comfort and robust professional components. Its price-performance ratio in the professional segment is unmatched. Choose from six cutter deck configurations to find the right one for you.

**4 YEAR** NO HOUR LIMIT  
OR 500 HOURS WARRANTY\*  
FOR FIRST TWO YEARS



## IKON

Page 38

### USER: PROFESSIONAL/ RESIDENTIAL

The IKON sets standards in the class for private users and smaller service providers. Its mowing speed is impressive and turns tedious lawn mowing into fun. It offers exceptional comfort and has a rock-solid design. We believe it is currently the best mower in its class. Guaranteed.

**3 YEAR** NO HOUR LIMIT  
OR 300 HOURS WARRANTY\*  
FOR FIRST TWO YEARS



## EDGE

Page 42

### USER: RESIDENTIAL

The EDGE is made for small to medium-sized gardens. With its mowing widths of 86 and 107 cm, it can also be used in tighter spaces. Its manoeuvrability and comfort take mowing to a new level of fun. A robust frame, maintenance-free wheel-drive and powerful engine will serve you reliably for years.

**2 YEAR** NO HOUR LIMIT  
OR 150 HOURS WARRANTY\*  
FOR FIRST TWO YEARS



## ARROW E

Page 48

### USER: PROFESSIONAL

The ARROW E is a professional battery stand-on zero-turn mower for daily use. Its electrical components are identical to the ZENITH E. As a stand-on mower, however, it is more compact, manoeuvrable and has better visibility. An ergonomic and comfortable working posture is better for the operator.

**5 YEAR** NO HOUR LIMIT  
OR 1500 HOURS WARRANTY\*  
FOR FIRST TWO YEARS



## ARROW

Page 52

### USER: PROFESSIONAL

The ARROW is a "stand-on" zero-turn mower for everyday use. Its components are all professional, from the hydrostat to the engine and the 4.5 mm thick cutter deck. With its compact design and mowing widths of 81 and 91 cm, it is the most manoeuvrable of all zero-turn mowers. The right choice for when space is tight between obstacles, flowerbeds and on a trailer.

**5 YEAR** NO HOUR LIMIT  
OR 1000 HOURS WARRANTY\*  
FOR FIRST TWO YEARS

\* The current general warranty terms and conditions of the AriensCo GmbH, Germany apply.





POWERFUL AND COMFORTABLE

# RIDE-ON ZERO-TURN MOWERS

Zero-turn mowers are not just for large lawns. We offer the full range. From the compact EDGE for residential gardens to the new SUMMIT PRO for service providers and local authorities.



NEW!

# SUMMIT PRO SERIES



Powered by  
**Kawasaki**

**SUMMIT PRO 500:**  
**5 YEAR** NO HOUR  
OR 1500 HOURS LIMIT  
WARRANTY\* FOR FIRST  
TWO YEARS



## THE PINNACLE OF ZERO-TURN PERFORMANCE.

For us, “HEAVY-DUTY” is the ultimate in stability and robustness. Maximum durability, a flawless cut, and exceptional driving comfort come together in the new ARIENS SUMMIT PRO Series. The choice is yours – but no matter which model you select, every ARIENS SUMMIT PRO will elevate your fleet. Your team won’t want to work without it. Guaranteed.

**SUMMIT PRO 300:**  
**5 YEAR** NO HOUR  
OR 1250 HOURS LIMIT  
WARRANTY\* FOR FIRST  
TWO YEARS



Illustration shows accessories

### MODEL OVERVIEW

	SUMMIT PRO 348	SUMMIT PRO 352	SUMMIT PRO 360	SUMMIT PRO 560	SUMMIT PRO 572
MODEL	992331	992333	992332	992334	992335
ENGINE	Kawasaki® FX801V 852 cm³	Kawasaki® FX801V 852 cm³	Kawasaki® FX801V 852 cm³	Kawasaki® FX850V 852 cm³	Kawasaki® FX850V 852 cm³
CUTTING WIDTH	122 cm (48")	132 cm (52")	152 cm (60")	152 cm (60")	183 cm (72")
DECK TYPE	Side discharge	Side discharge	Side discharge	Side discharge	Side discharge
MULCH KIT (OPTIONAL)	Yes	Yes	Yes	Yes	Yes
SEAT SUSPENSION	Mechanical, adjustable	Mechanical, adjustable	Mechanical, adjustable	Air Ride, pneumatic, adjustable	Air Ride, pneumatic, adjustable
MAX GROUND SPEED (FWD/REV)	14.5 km/h / 5.3 km/h (9 mph / 3.3 mph)	14.5 km/h / 5.3 km/h (9 mph / 3.3 mph)	14.5 km/h / 5.3 km/h (9 mph / 3.3 mph)	21.3 km/h / 8.4 km/h (13.2 mph / 5.2 mph)	21.3 km/h / 8.4 km/h (13.2 mph / 5.2 mph)

Accessories overview: page 56 / 57, specifications: page 64





# FEATURES & BENEFITS

## SUMMIT PRO SERIES

### NEW ARIENS ENVY-PRO MOWER DECK

The deck has been completely redesigned for the best possible grass distribution and cut quality. It is welded from 4.6 mm thick sheet steel and offers the robustness for years of use. With its great depth, it is perfectly suited for the installation of the optional mulch kit.




### PREMIUM KAWASAKI® FX ENGINES

Kawasaki engines are renowned for their legendary durability and performance. Paired with the exceptional design of the ARIENS SUMMIT PRO models, they deliver unmatched power and long-lasting reliability. 852 cm<sup>3</sup> displacement, V-twin, double air filter, high-performance oil cooler, electronic ignition, internally ventilated twin carburettor, metal housing, oil drain hose and cleaning openings deliver full power at all times. Oil change every 100 hours.



### NEW HIGH-PERFORMANCE BLADE SPINDLES

The new blade spindles of the ARIENS SUMMIT PRO models are made of cold-forged aluminium. They are particularly resistant to vibration and dissipate any heat generated. They are each equipped with two double ball bearings. The entire unit is sealed to prevent corrosion caused by moisture and dirt. Maximise service life and minimise downtime.




### LARGE 48 LITRE TANK

Constantly refilling the tank costs time and energy. That's why all ARIENS SUMMIT PRO models have an extra-large 48-litre tank to account for long working days.

### PUNCTURE-PROOF FRONT WHEELS

The large 15" and 360° swivelling front wheels are semi-pneumatic. This means that they are completely filled with rubber foam. Flat tyres and loss of pressure are therefore ruled out.



### CONVENIENT CUTTING HEIGHT ADJUSTMENT

A rotary wheel allows easy height adjustment between 2.5 and 13 cm. Spring-loaded foot pedal for easier lifting of the mower deck.

### ULTRA-SMOOTH MOWING, EVERY TIME

The high-quality PARKER® hydrostats are known for their smooth response when changing from forwards to reverse. In combination with the large 24" or 26" wheels, they offer maximum driving comfort and reduce wheel spin during turning manoeuvres.

### IT TAKES TIME TO CHANGE THE OIL

Extra-long oil change intervals for the hydrostats avoid inconvenient workshop visits during the season.



### FULLY WELDED TUBULAR FRAME

One look is enough to recognise its stability and strength. Large square tubes are seamlessly joined to create a solid, durable frame.



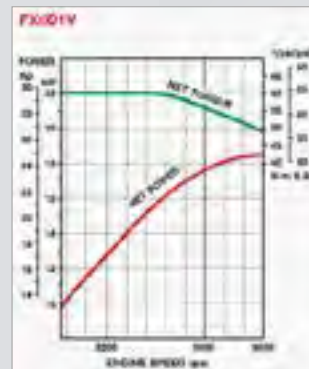

ZERO-TURNS

# FEATURES & BENEFITS

## SUMMIT PRO 300

### COMMERCIAL PARKER® HYDROSTATS

The professional Parker® HTJ hydrostats reach a top speed of 14.5 km/h and have a high-performance 12 cm³ pump. The filters are easily accessible from the rear for easy maintenance. They are fully integrated hydrostats with few components. This minimises the risk of oil loss and enables easy maintenance.



### POWERFUL PREMIUM KAWASAKI® FX 801V ENGINE

High-quality components and materials for lawn care on a large scale.



### FULL-SUSPENSION SEAT

The integrated, mechanical seat suspension of the ARIENS SUMMIT PRO 300 series can be precisely adjusted to the weight of the rider. The armrests can be adjusted in height and are foldable. The adjustable lumbar support is essential for protecting the back.


### LARGE 24" WHEELS

Large drive wheels are essential for riding comfort. With a diameter of 24 inches, 61 cm, they can be ridden with low air pressure for high suspension comfort. Uneven terrain is effectively smoothed out. Driving over curbs is easier and gentler on both the rider and machine.

## SUMMIT PRO 500

### PREMIUM PARKER® HYDROSTATS

Parker® HTG hydrostats reach a top speed of 21.3 km/h and have a 16 cm³ high-performance pump. The filters are easily accessible from the rear for easy maintenance. The Parker® TG™ gerotor motor works particularly efficiently. This saves energy and delivers up to 10 % more motor power to the blades.



### MIGHTY 26" WHEELS

The bigger, the better. Drive wheels are essential for riding comfort. With a diameter of 26 inches, 66 cm, they can be ridden with particularly low air pressure for high suspension comfort. Uneven terrain is effectively smoothed out. Driving over curbs is easier and gentler on both the rider and machine.

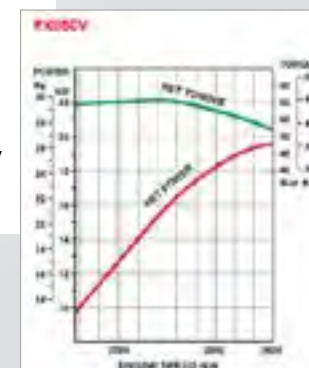


### COMFORTABLE RUBBER ISOLATED FOOT PLATE

The angled footrest of the ARIENS SUMMIT PRO series is lined with rubber, limiting vibration to the operator. Less vibration means less fatigue and more relaxed working.

### POWERFUL PREMIUM KAWASAKI® FX 850V ENGINE

Uniform torque curve and double filter for performance and durability at the highest level.



### AIR-RIDE COMFORT SEAT

By pressing a switch, you can adjust the air suspension of the Ariens AIR-RIDE seat exactly to your requirements. Special vibration isolators shield the entire seat from vertical shocks. The extra high seat backrest, the adjustable armrests, the extra thick padding and the integrated lumbar support offer maximum seating comfort.



# ZENITH € SERIES



POWERED BY  
**FUSIONCORE**

**3** YEAR\*  
BATTERY  
WARRANTY

**5** YEAR\*  
OR  
1500 HOURS  
WARRANTY

NO  
HOUR  
LIMIT  
FOR FIRST  
TWO YEARS

## A BATTERY MOWER WITHOUT COMPROMISE

It makes a difference whether a zero-turn specialist builds a battery mower or a battery manufacturer builds a mower. The ZENITH E is based on the frame and cutting deck of the proven ZENITH petrol mower. We developed the electrical components of our Ariens FusionCore system ourselves. This is the only way we can be sure that these components also meet our requirements for a true professional battery mower. Compare the performance data of our ZENITH E with others and you will see the difference.

\* The current general warranty terms and conditions of the AriensCo GmbH, Germany apply.



### MODEL OVERVIEW

	ZENITH E 48	ZENITH E 48R	ZENITH E 52	ZENITH E 52R	ZENITH E 60	ZENITH E 60R
MODEL	997303	997306	997304	997307	997305	997308
BATTERY TYPE	56V Li-Ion FusionCore Swappable 4x 4 kWh	56V Li-Ion FusionCore Swappable 4x 4 kWh	56V Li-Ion FusionCore Swappable 4x 4 kWh	56V Li-Ion FusionCore Swappable 4x 4 kWh	56V Li-Ion FusionCore Swappable 4x 4 kWh	56V Li-Ion FusionCore Swappable 4x 4 kWh
CUTTING WIDTH	122cm (48")	122cm (48")	132cm (52")	132cm (52")	152cm (60")	152cm (60")
DECK TYPE	Side discharge	Rear discharge	Side discharge	Rear discharge	Side discharge	Rear discharge
MULCH KIT (OP-TIONAL)	Yes	No	Yes	No	Yes	No
MAX GROUND SPEED (FWD/REV)	17.7km/h/8.8km/h (11mph/5.5mph)	17.7km/h/8.8km/h (11mph/5.5mph)	17.7km/h/8.8km/h (11mph/5.5mph)	17.7km/h/8.8km/h (11mph/5.5mph)	17.7km/h/8.8km/h (11mph/5.5mph)	17.7km/h/8.8km/h (11mph/5.5mph)

Accessories: page 56 / 57, specifications: page 62




Road homologation  
kit as option



# FEATURES & BENEFITS

## ZENITH € BATTERY ZERO-TURN



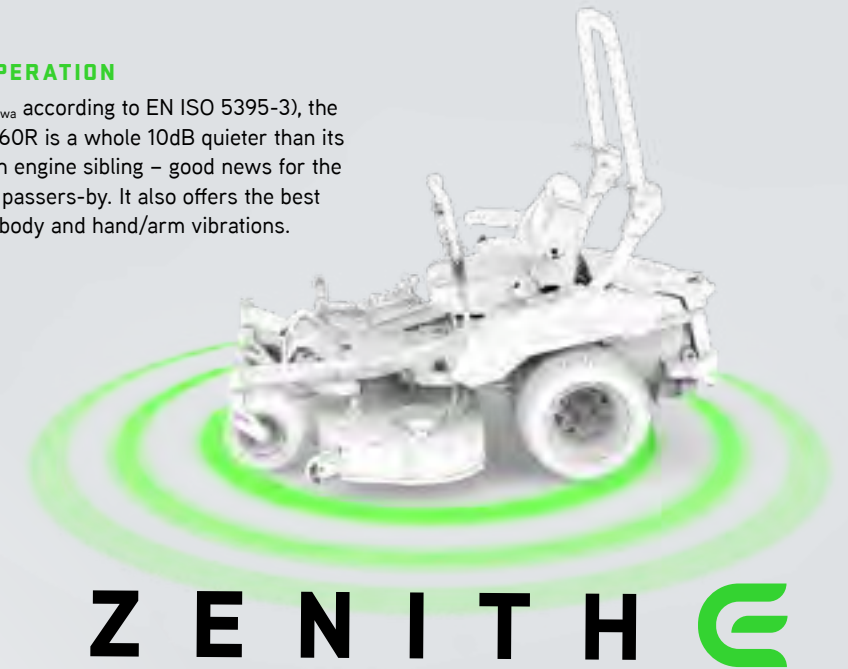
### A FRAME MADE TO LAST

The main frame of the ZENITH E consists of bent steel box sect tubes. The bending technology comes from automotive engineering. Bent tubes have the advantage of permanently withstanding loads. The risk of tearing welded seams is reduced.



### QUIET OPERATION

At 87dB (L<sub>wa</sub> according to EN ISO 5395-3), the ZENITH E 60R is a whole 10dB quieter than its combustion engine sibling – good news for the driver and passers-by. It also offers the best values for body and hand/arm vibrations.




### ENERGY RECOVERY DURING BRAKING

Not a single kilowatt of energy wasted. When braking, the kinetic energy is converted back into electrical energy and fed into the battery packs.



### ECO MODE - DON'T WASTE ENERGY

The ZENITH E has an ECO mode switch. When there is little grass or when travelling at a slower speed, the highest blade speed is not required. In this case, use the ECO mode to reduce the blade speed to prolong battery life.



### THE MOST POWERFUL WHEEL DRIVE

The FusionCore wheel drives are actually oversized. But that's what we wanted. With 5 kW wheel motors mounted to planetary gearboxes results in increased torque and silky smooth ride. Overheating is also prevented.



### BLADE SLIP FEATURE

Ariens patent-pending spindle design can absorb impact, minimising the risk of serious damage. The unique blade slip feature allows the blade to slip momentarily should it hit a solid object, protecting the 3.5kW brushless spindle motors. The spindle has a replaceable bottom bearing allowing for servicing and maintenance without the need to replace the whole unit.





# ZENITH SERIES



Powered by  
**Kawasaki**

**4** YEAR  
OR  
**750 HOURS**  
WARRANTY

## EVERYTHING A PROFESSIONAL NEEDS

The Ariens ZENITH was developed for professional, daily use and has a commercial cutter deck made of 3.6 mm sheet steel. It is available with side or rear discharge. The front wheel suspension and the fully suspended seat make all-day mowing much more comfortable. The comfort is measurable - in higher productivity and less fatigue. Premium components for long life are standard.

\* The current general warranty terms and conditions of the AriensCo GmbH, Germany apply.



Picture shows the road homologation kit (page 52)

### MODEL OVERVIEW

	ZENITH 52	ZENITH 52R	ZENITH 60	ZENITH 60R
MODEL	991320	991321	991322	991323
ENGINE	Kawasaki® FX730V 726cc	Kawasaki® FX730V 726cc	Kawasaki® FX730V 726cc	Kawasaki® FX730V 726cc
CUTTING WIDTH	132cm (52")	132cm (52")	152cm (60")	152cm (60")
DECK TYPE	Side discharge	Rear discharge	Side discharge	Rear discharge
MULCH KIT (OPTIONAL)	Yes	No	Yes	No
FRONT WHEEL SUSPENSION	Standard	Standard	Standard	Standard
MAX GROUND SPEED (FWD/REV)	13.7km/h / 6.4km/h (8.5mph / 4mph)	13.7km/h / 6.4km/h (8.5mph / 4mph)	13.7km/h / 6.4km/h (8.5mph / 4mph)	13.7km/h / 6.4km/h (8.5mph / 4mph)

Accessories: pages 56 / 57, specifications: page 64



**NEW!**

Road homologation kit as option



# FEATURES & BENEFITS

## ZENITH ZERO-TURN

### FRONT SUSPENSION FORKS

The ZENITH absorbs bumps and shocks with its front suspension forks. This simple but robust system is stronger than considerably more expensive suspension systems. Try it out. An important feature for "frequent mowers".



### FULL SUSPENSION SEAT

The ZENITH is fitted with a top-of-the-range comfort seat. It has fully adjustable suspension and an extra high adjustable backrest. Thick comfort padding, lumbar support and adjustable armrests adapt to the operator



### ROPS (ROLLOVER PROTECTION)

To protect the driver on slopes, the ZENITH is equipped with a rollbar and seatbelt as standard.



### ONE-PIECE TUBULAR FRAME

A large 3"x 1" box section tubular chassis with minimal welds carries the loads of the machine with unparalleled strength and stability.



### CUTTING HEIGHT ADJUSTMENT

A simple and intuitive foot-operated deck lifting system offers effortless adjustment to 15 cutting positions, in 6 mm increments. The cutting height is set by repositioning the deck height pin.



### HIGH PERFORMANCE KAWASAKI ENGINE

The Kawasaki FX730V engine is considered one of the best in its class. With a displacement of 726 cc and fitted with 2-stage cyclone filtration, it delivers maximum power to the transmissions and blades.




### CONSTANT BELT TENSION (CBT)

The self-adjusting belt tension technology in CBT keeps belt tension constant, which maximises belt life, minimises wear and maintains a consistent, quality cut.

### HYDROSTATIC TRANSAXLES

The two integrated pump and motor transaxles of the wheel drive come from the market leader HydroGear™. The ZT 3200 model in the ZENITH delivers up to 637 Nm of torque. The sensitivity and responsiveness of the drive allows you to work smoothly and with absolute precision. Long maintenance intervals mean you can keep mowing.



### PROFESSIONAL MOWER DECKS

ZENITH mower decks are suspended from four fixed points. Once adjusted, they maintain their level position even over uneven ground. A 13 mm steel edge protects the front and sides. The blade spindles are made of cold forged aluminium. These are more vibration resistant than castings and run up to 12°C cooler than steel spindles. With a depth of 14 cm, the deck allows a strong airflow for optimal cutting. Choose from side- or rear ejection mower decks (see page 10/11)

